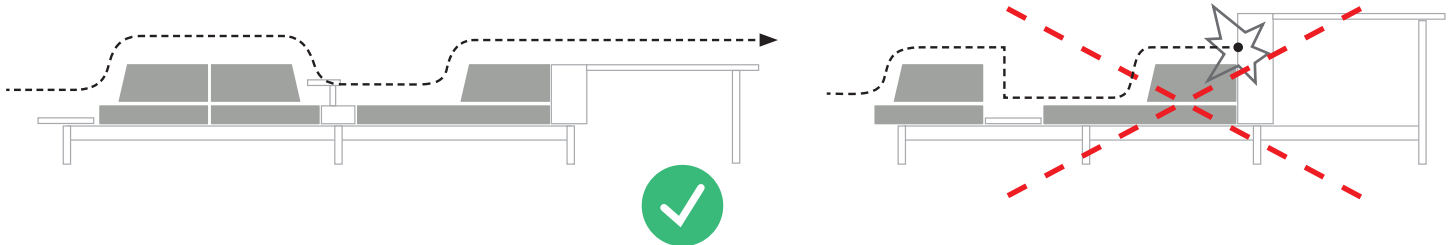


**Central idea:** “ophelis docks is a modular system, which is designed in such a way that each individual configuration works as a standalone piece of furniture (or is perceived as a self-contained piece of furniture!)”

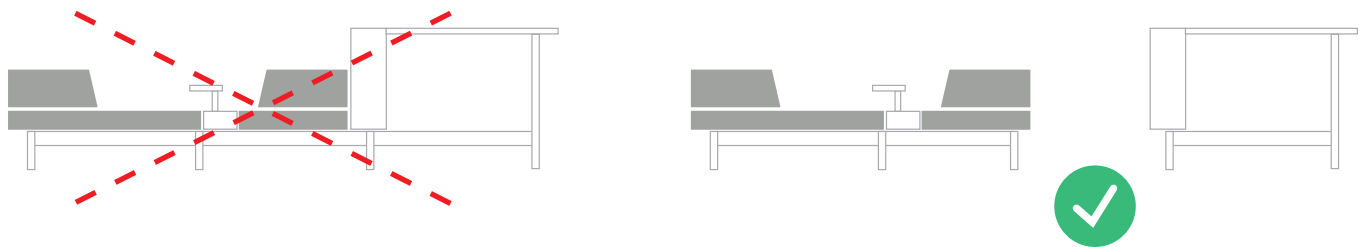
## Rule 1) Keep the Flow

As far as possible, maintain the flow in module configurations.



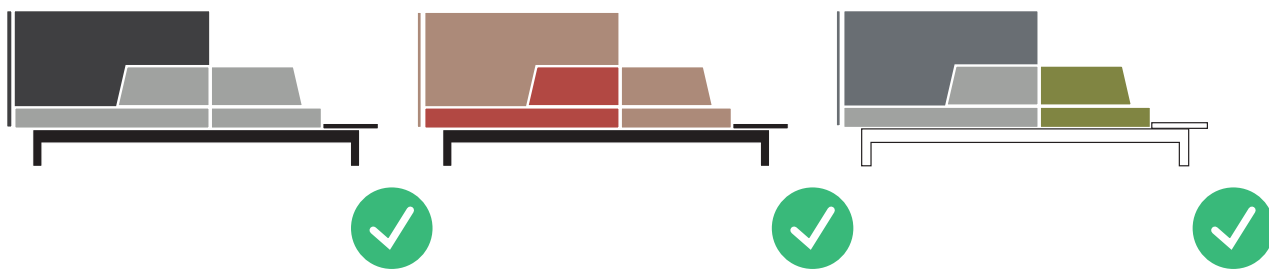
## Rule 1a) Link up coherently, don't “enforce” links!

Not all configurations link up just for the sake of it! Several small configurations usually look more coherent than one large one.



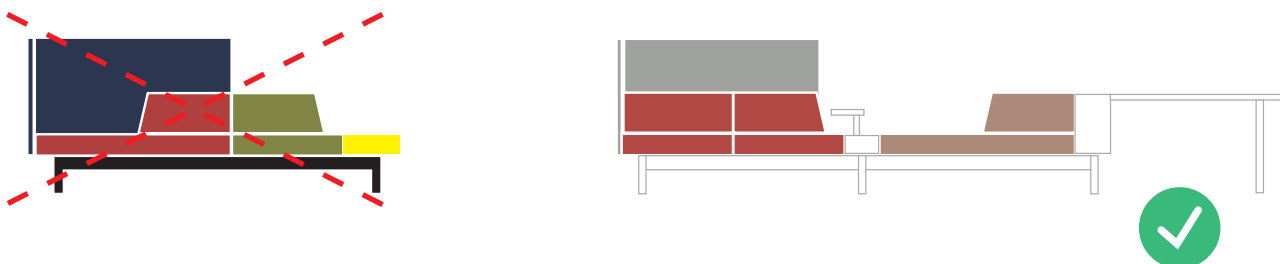
## Rule 2) Don't go crazy on colors

Give priority to monochrome (colour-coordinated) configurations or configurations in shades of grey with one accent colour.



## Rule 2a) Don't go crazy on colours II – less is more

Never have more than 3 different colours in one configuration. Think about it: Don't try to do everything that is possible with ophelis docks. Just do what is necessary to achieve a coherent configuration. Less is more in this case.

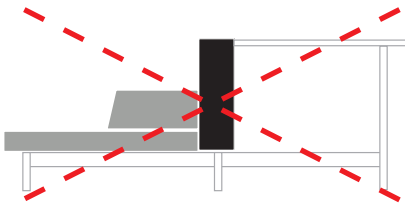


**Rule 3) Don't mix black and white**

Base frames and surfaces should not form a b/w contrast.

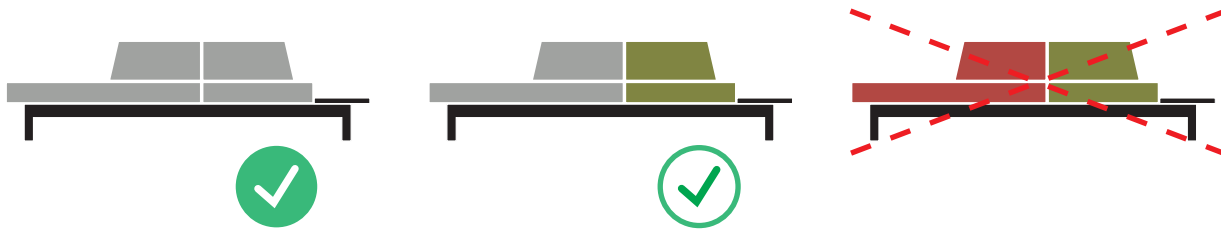
White base frame = white or wooden surfaces

Black base frame = black or wooden surfaces



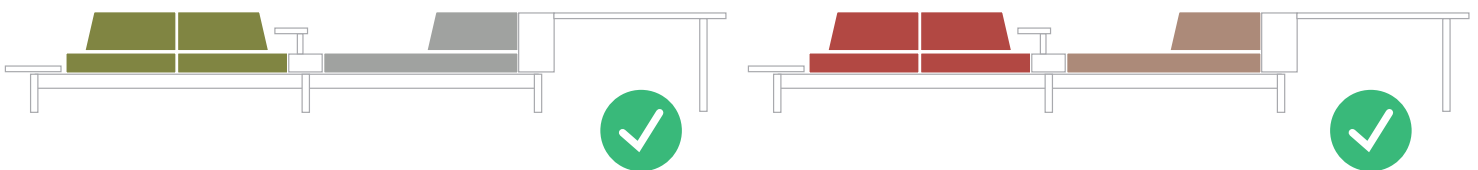
**Rule 4) Make units**

Small configurations with 2 upholstered modules should always be colour-coordinated. Grey + accent colour possible in some cases, accent colour + accent colour should be avoided.



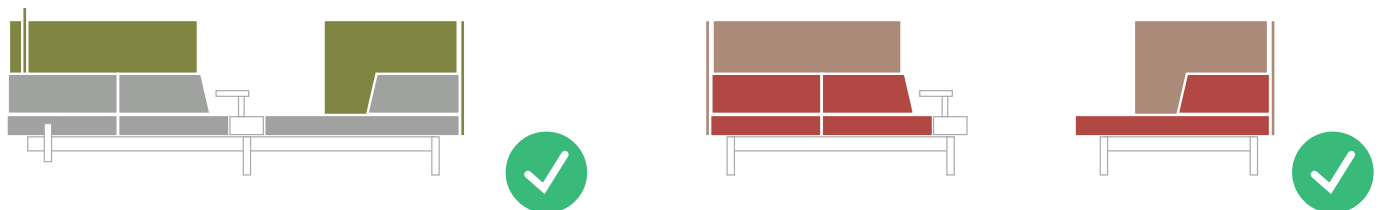
**Rule 5) Bigger units consist of smaller units**

Adjoining upholstered sections are seen as a single unit (in particular backrest to backrest). After bricks elements, there is the possibility of starting a new colour. Generally, accent colour + accent colour should be avoided here as well.



**Rule 6) Partitions create frames**

Partitions create a frame for individual and connecting configurations and should as a rule be the same colour (colour-coordinated OK in some cases).



**Rule 7) Keep continuity in every module**

Wherever possible, keep bricks with lap table monochrome – ideally all in black or white – otherwise maximum 2 colours for bar, bricks and table top.

